

GIRL FROM THE FOG MACHINE FACTORY

by Thom Luz

Production

Thom Luz and Bernetta Theaterproduktionen

Coproduction

Gessnerallee Zürich, Théâtre Vidy-Lausanne, Kaserne Basel, International Summer Festival Kampnagel (Hamburg), Theater Chur, Südpol Luzern



Production

Bernetta Theaterproduktionen
Gabi Bernetta
Wasserwerkstrasse 96 | CH-8037 Zürich
+41 44 440 66 07 | +41 79 419 20 34

gabi.bernetta@bernetta.net
www.bernetta.net

Technical Direction

Li Sanli
Huebstrasse 29 | CH-8636 Wald
+41 78 636 50 12

mail@sanli.ch
www.sanli.ch

TABLE OF CONTENT

1. General Information
2. Stage
3. Lighting
4. Sound
- 5.-6. Further Requirements/ Video/Schedule
- 7.-10. Plans
11. Images

1. GENERAL INFORMATION

Technical Direction/Lighting	Li Sanli mobil: +41 78 636 50 12 mail@sanli.ch
Sound	Martin Hofstetter mobil: +41 79 222 89 86 martin@ho-fi-ton.ch
Production	Gabi Bernetta mobil: +41 79 419 20 34 Fix: +41 440 66 07 gabi.bernetta@bernetta.net

This rider will help make preparations for the stage and the play as easy and efficient as possible. If any of the requirements mentioned herein are unfulfillable by the host theaters, we would be grateful if you contact our technical director in order to find an adequate solution.

As an attachment to this rider you will find all plan layers in pdf, showing the dimensions of the stage, lighting rig, floor lighting, electrical supplies and signal cables. Left and right refers to view from FOH/Audience. DWG vector works 2018 can be sent on request.

As its name says, Girl from the Fog Machine Factory is a play where fog machines play an important role. Since fog may act and react differently depending on the situation and the layout of the space and the air conditioning, it is very important that all technical tests on the day of the first performance are held under the exact same conditions (deactivated fire alarm, air conditioning set to the same levels in rehearsal and performance, with the doors closed). More information on this can be found on the Schedule.

The Front of House space for lighting and sound has to be set up behind the audience. Please do not set it up in separate direction areas, not even if there are windows. We will need two tables, not larger than 120 x 70 cm.

2. STAGE

If possible, «Girl From The Fog Machine Factory» should be performed in open space, without a black backdrop. If the stage floor is dark (it does not have to be black), no dance floor dressing is necessary. The rig is part of the stage design and therefore has to be completely empty; any loudspeakers or stage lights have to be dismantled ahead of time.

Our stage design consists of different working tables (wooden blocks with white plates of light wood on top), several different fog machines, cardboard boxes and cardboard pipes (all of them impregnated with the Florimp K verde flame retardant) and ventilators.

Nine old Regent industrial lamps will hang from the rig, fastened by wire cables with Reutlingers - adjustable in height – and clamps (Doughty, with a standard rig diameter of 50mm). We will bring the complete hanging for these 9 lamps. We will bring an additional regent lamp, which will lie in the back, in the middle of the floor. Our lamps are all approved according to BGV A3 and are equipped with safety glass (a certificate is available). Furthermore, we will bring 7 additional HQI-floodlights, for which we will need clamps and safeties to hang them on the rig. We also bring our instruments: violin, cello, a Celesta and a Moog. The Revox tapes marked in the plan will be brought along as well.

The audience should sit above the stage level, if you have a first row on the ground, please block and remove these seats.

The stage measures on the plans are ideal, if your stage is smaller, it will also work, but we need a minimum size of 14 m width and 12 m depth

3. LIGHT

We will bring most of the lighting, as well as an ETC Ion lighting control (see details in the lighting plan).

The following technical items are to be provided by the host theaters:

Stage lights:

10 profile ETC S4 Zooms 25/50° (or similar product), with Lee 201s

2 profile Robert Juliat SX 714s (or similar product), with Rosco 119s

12 Pars CP 62s, 3 of them filtered with Lee 201s and Rosco 119s (channels 94-96)

Electricity/5-Pin-DMX:

16 separate non-dim connections for all HQI in the rig and 5 separate non-dim channels on the floor. For the floor-switch-channels we can also use our own switchpacks if necessary. They have to be physically real switches, a non-dim- curve on a dim- channel is not working properly with the HQIs. It is very important to contact us if these requirements cannot be met. DMX is only needed on the floor, left and right. We bring our own DMX-Splitter.

Dimming channels according to the lighting plan.

1 CEE16 power connector (3phase/N/PE red/white) on the left (Orca fog machine).

2 CEE 16 power connectors (3phase/N/PE red/white) on the right (Vario and Orca fog machines). (*Left and right* seen from the audience)

Direct power connectors for lighting and sound (all Shuko!) according to the plan. If your house has no Shuko

please provide enough Adapters.

4. SOUND

The «Girl From The Fog Machine Factory» crew will bring its own sound design equipment, which will be installed next to the lighting in the audience (see also “General Information” and FOH area).

The following infrastructure will be needed:

- powerful subwoofers, best installed below the seats for the audience. There have to be non-visible
- analog connections to and from the stage
- 2 passive mono DI loudspeakers
- sufficient XLR and sound stream wiring

Any loudspeakers hanging on the rig have to be dismantled.

Patch cables:

Input from the stage	Name	Position	Connection
1	Broadcasting unit	downstage left	xlr
2	moog	downstage left	DI
3	microsampler	downstage right	DI

outputs to the stage	Name	Position	Soundboard
1	neumann L	upstage left	Slot 1
2	neumann R	upstage right	Slot 2
3	yamaha L	downstage left	Slot 5
4	yamaha R	downstage right	Slot 8
5	moog input	downstage left	Slot 3
6	subwoofer		Slot 7

5. FURTHER REQUIREMENTS/VIDEO

At least 40 liters of distilled water per performance and additional 40 l for the rehearsal will be needed for our fog machine Vario, ideally in 25l canisters. Please make sure you order distilled water, not distillate or demineralized.

For three or more consecutive performances we require a 10l bottle of CO2 for the MDG fog machine. For one or two performances in a row a 5l bottle is sufficient. You can order standard industrial CO2.

All costumes have to be washed after every second performance (or upon consultation with us). Everything can be machine washed, but not tumbled. In order that the clothes be dry on the day of performance, we recommend washing the garments immediately after a performance.

We do always subtitle the performance. Subtitling will be carried out (by one of us) directly from a laptop at FOH (HDMI-Out). A powerful projector with a wide angle zoom lens and a shutter will be needed. It is placed directly on the lightwood-table (Tiny fog machines) upstage left and projects on the back wall of the venue.

6. SCHEDULE

The technical set up has to be done the day before the first performance. For the set up (which will take place at a designated time, to be arranged), we will need the following staff: a stage technician, a lighting technician and a sound and video technician. The first day of rehearsal will start at 11.00 am, usually on the day of the first performance. It is sufficient if one technician familiar with the technique of the venue is present or easily reachable if problems should occur.

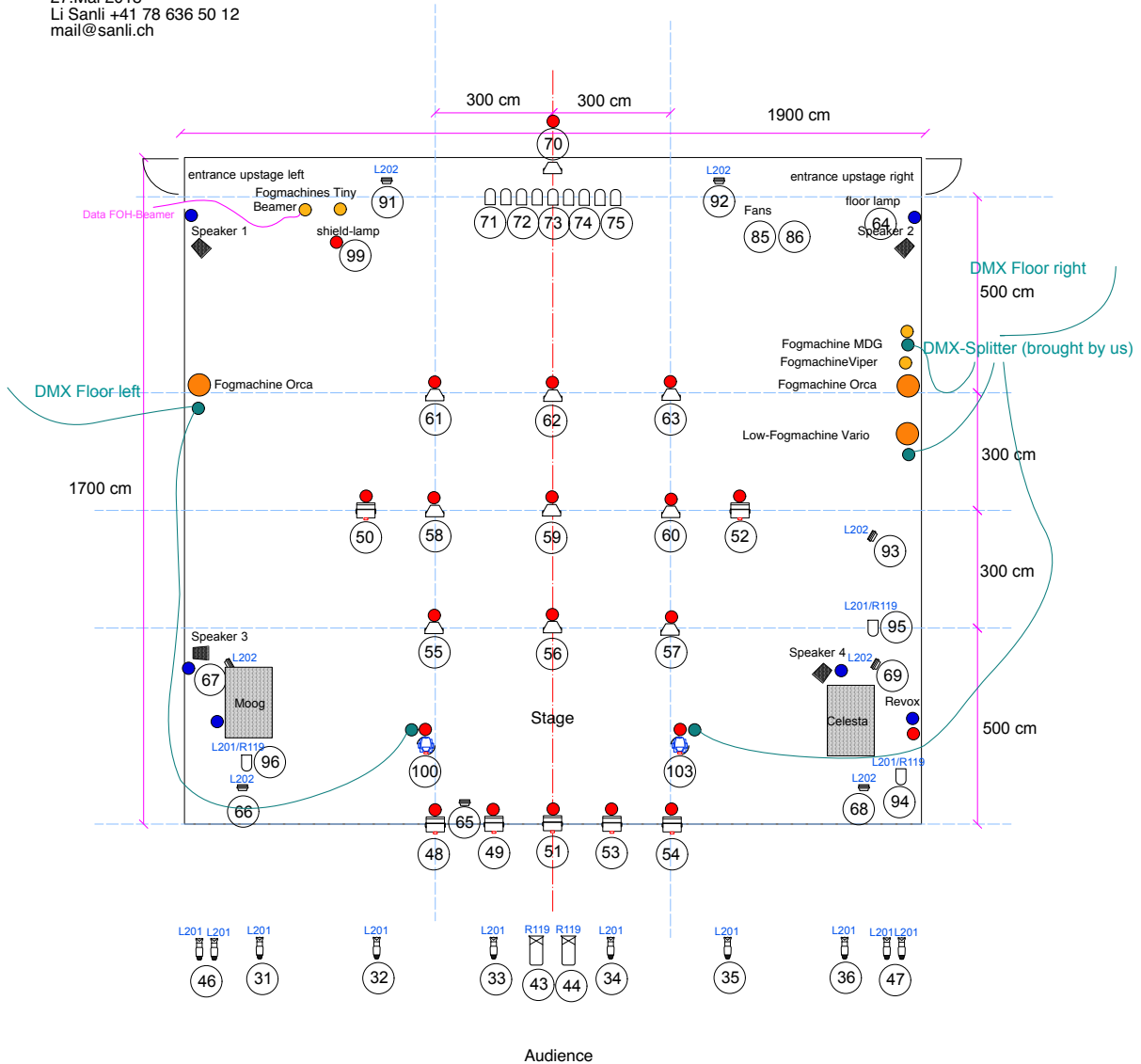
Dismounting will take place after the last performance and should not last more than 90 minutes.

During the whole time a parking space for a medium size truck (weight: 7,5 tons, approx. 8 meters in length and with a height of 3,7 meters) must be available.

7. STAGE PLAN WITH MEASUREMENTS, ALL LAYERS (PDF)

Girl from the Fog Machine Factory
by Thom Luz

Plan Stage, Light, Sound, Signal and Power
Mst. 1:100 printed on A3 vertical
27.Mai 2018
Li Sanli +41 78 636 50 12
mail@sanli.ch



Spots and Beamer

Provided by the venue:

- ☐ 10 ETC S4 Zoom 25/50° or similar
- ☐ 2 Robert Juliat SX 714 or similar
- ☐ 12 Par 64, CP 62
- 7 Clamps and Safeties for our HQI-Lamps, all required Gels
- Powerful Beamer with wide angle optic and shutter
- = 16 Switch-Channels, Shuko Plug

Provided by the Company:

- ☐ HQI Lamps, 7
- ☐ 500W-Flood, 8
- ☐ DJ-Movers, 2
- ☐ Regent-Industrial-HQI, 10
- Fans, shield- and floor lamp

Power and signal, provided by the venue

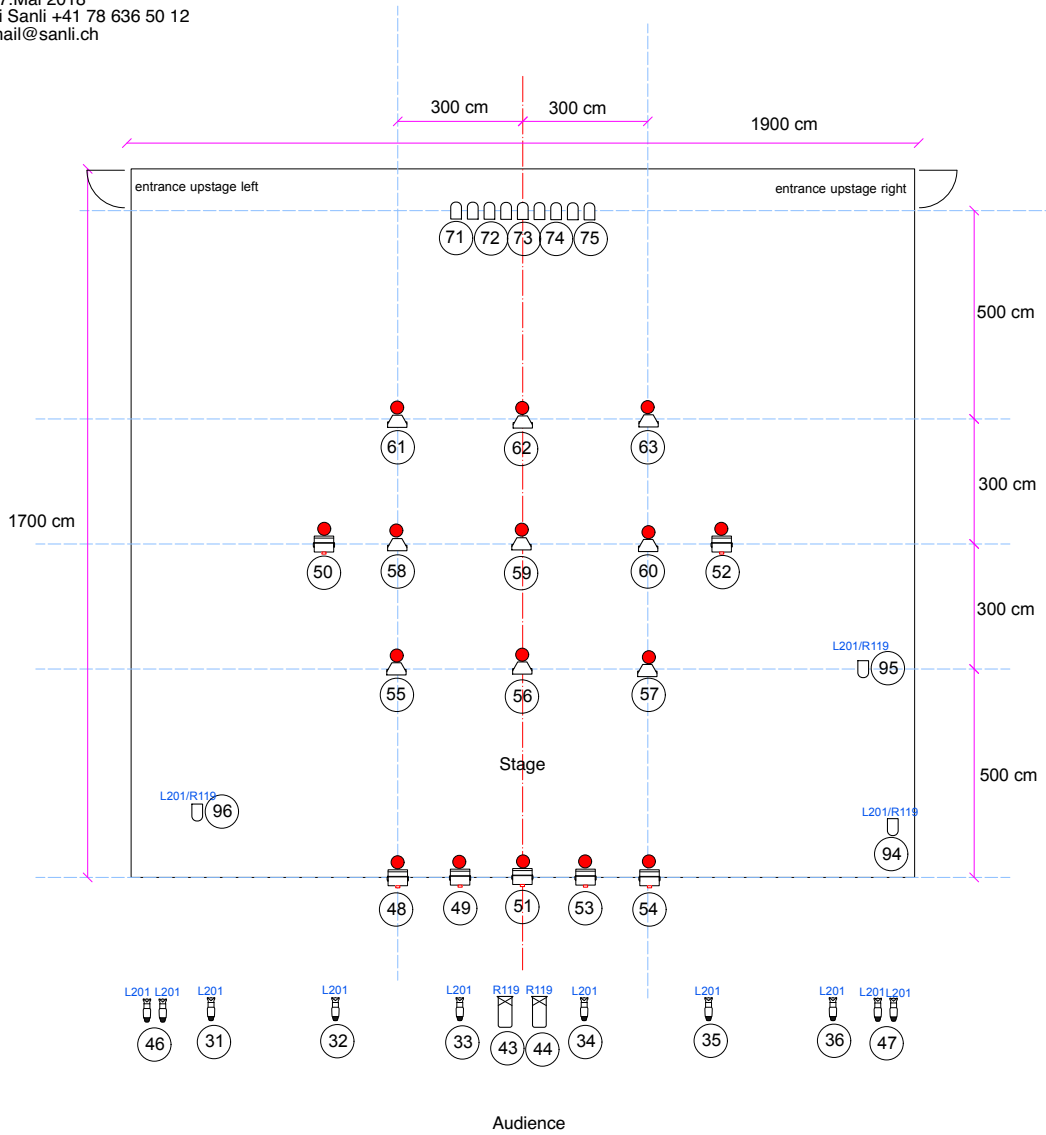
- 3-phase current 3Ph/N/PE red/white, CEE 16 A
- From Lightboard controlled Switch-Channels, Shuko or Swiss T13 16 in Rigg, 5 at Floor. We can bring Switchpacks for the Floor-Switchchannels and rent Switchpacks for the Rigg-Channels, if necessary. **Let us know, if the Switchchannels are a problem!**
- Direct Power 230V, Shuko
- DMX on stage left and right
- Direct Current 230V, Shuko, for Sound
- Data-Cable FOH (Laptop HDMI Out) - Beamer

All our spots and other electrical devices (except the 3 fogmachines Vario und Orca) have CH-3-Pole-Plugs (T12), we bring adapters on shuko, but NOT on other connector systems.

8. PLAN OF RIG LIGHTING WITH SWITCH- AND DIMCHANNELS (PDF)

Girl from the Fog Machine Factory
by Thom Luz

Plan Light Rig
Mst. 1:100 printed on A3 vertical
27.Mai 2018
Li Sanli +41 78 636 50 12
mail@sanli.ch



Spots and Beamer

Provided by the venue:

- 10 ETC S4 Zoom 25/50° or similar
- 2 Robert Juliat SX 714 or similar
- 12 Par 64, CP 62
- 7 Clamps and Safeties for our HQI-Lamps, all required Gels

Powerful Beamer with wide angle optic and shutter

= 16 Switch-Channels, Shuko Plug

Provided by the Company:

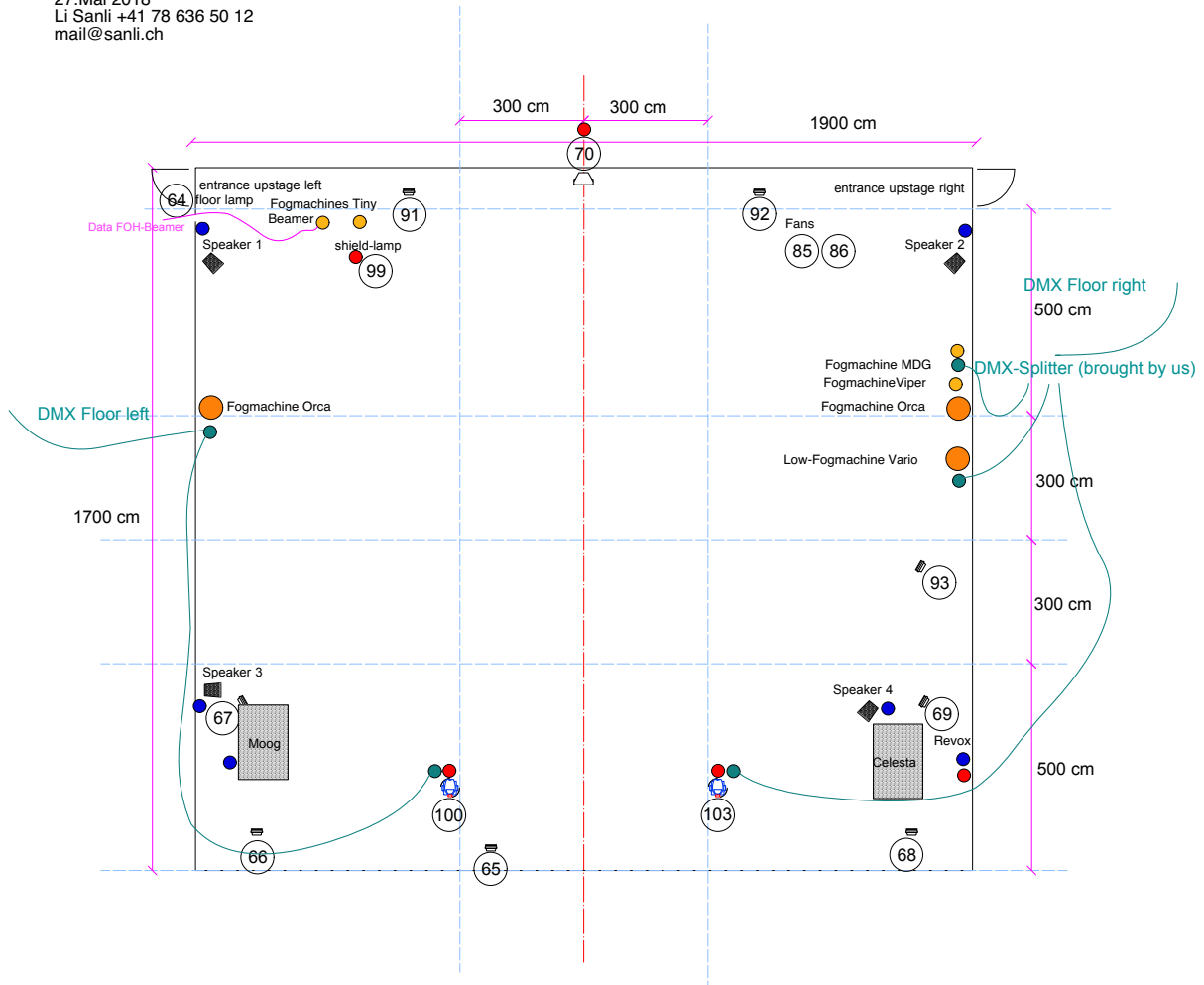
- HQI Lamps, 7
- 500W-Flood, 8
- DJ-Movers, 2
- Regent-Industrial-HQI, 10

Fans, shield- and floor lamp

9. PLAN LIGHTING, SWITCH- AND DIMCHANNELS, HARD POWER, SOUND AND DMX ON THE FLOOR (PDF)

Girl from the Fog Machine Factory
by Thom Luz

Plan Light, Sound, Power Floor
Mst. 1:100 printed on A3 vertical
27.Mai 2018
Li Sanli +41 78 636 50 12
mail@sanli.ch



Provided by the Company:

- ≡ 500W-Flood, 8
- ⚙ DJ-Movers, 2
- ⏏ Regent-Industrial-HQI
- Fans, shield- and floor lamp

Power and signal, provided by the venue

- 3-phase current 3Ph/N/PE red/white, CEE 16 A
- From Lightboard controlled Switch-Channels, Shuko or Swiss T13 16 in Rigg, 5 at Floor. We can bring Switchpacks for the Floor-Switchchannels and rent Switchpacks for the Rigg-Channels, if necessary. **Let us know, if the Switchchannels are a problem!**
- Direct Power 230V, Shuko
- DMX on stage left and right
- Direct Current 230V, Shuko, for Sound
- Data-Cable FOH (Laptop HDMI Out) - Beamer

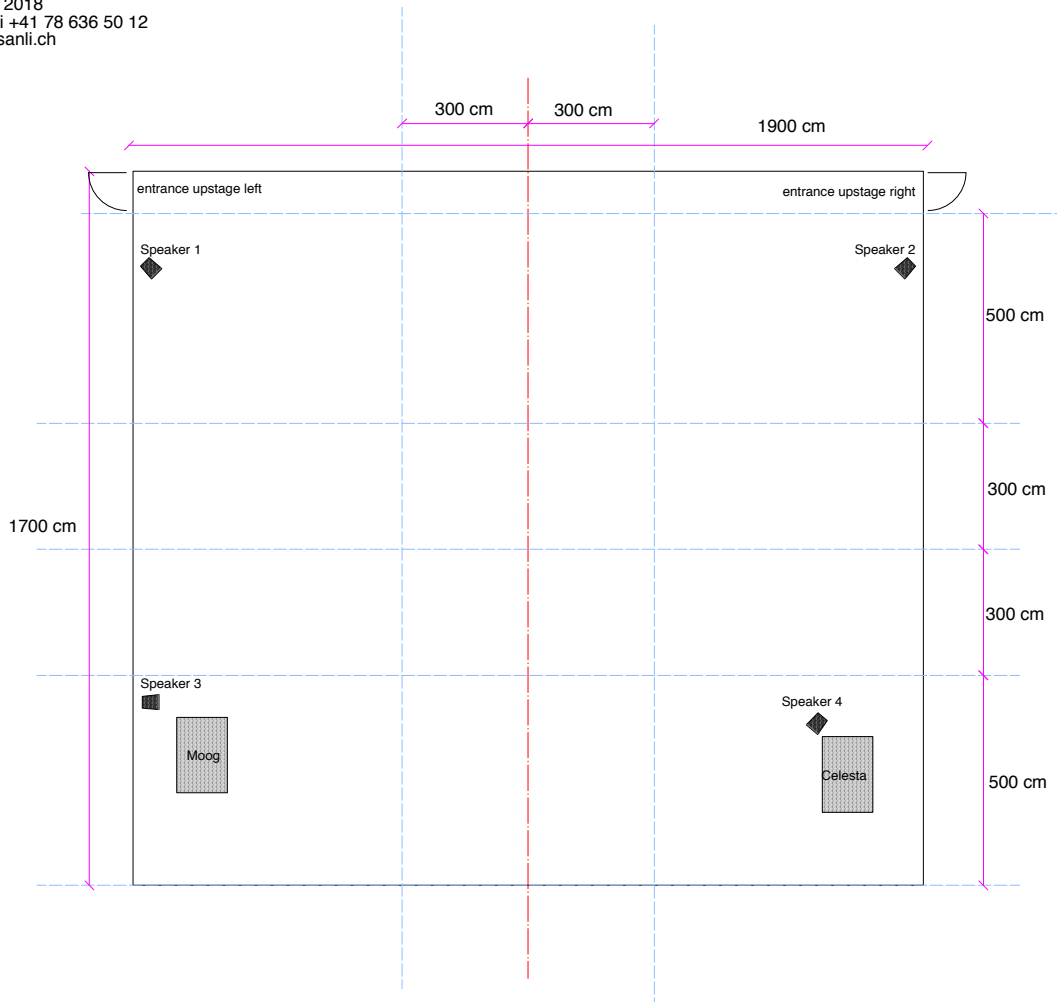
All our spots and other electrical devices (except the 3 fogmachines Vario und Orca) have CH-3-Pole-Plugs (T12), we bring adapters on shuko, but NOT on other connector systems.

10. PLAN OF SOUND, LOUDSPEAKER AND INSTRUMENT PLACEMENT (PDF)

Girl from the Fog Machine Factory

by Thom Luz

Plan Stage, Light, Sound, Signal and Power
Mst. 1:100 printed on A3 vertical
27.Mai 2018
Li Sanli +41 78 636 50 12
mail@sanli.ch



11. IMAGES



TRANSLATION: Ursula & Robert McCormack